

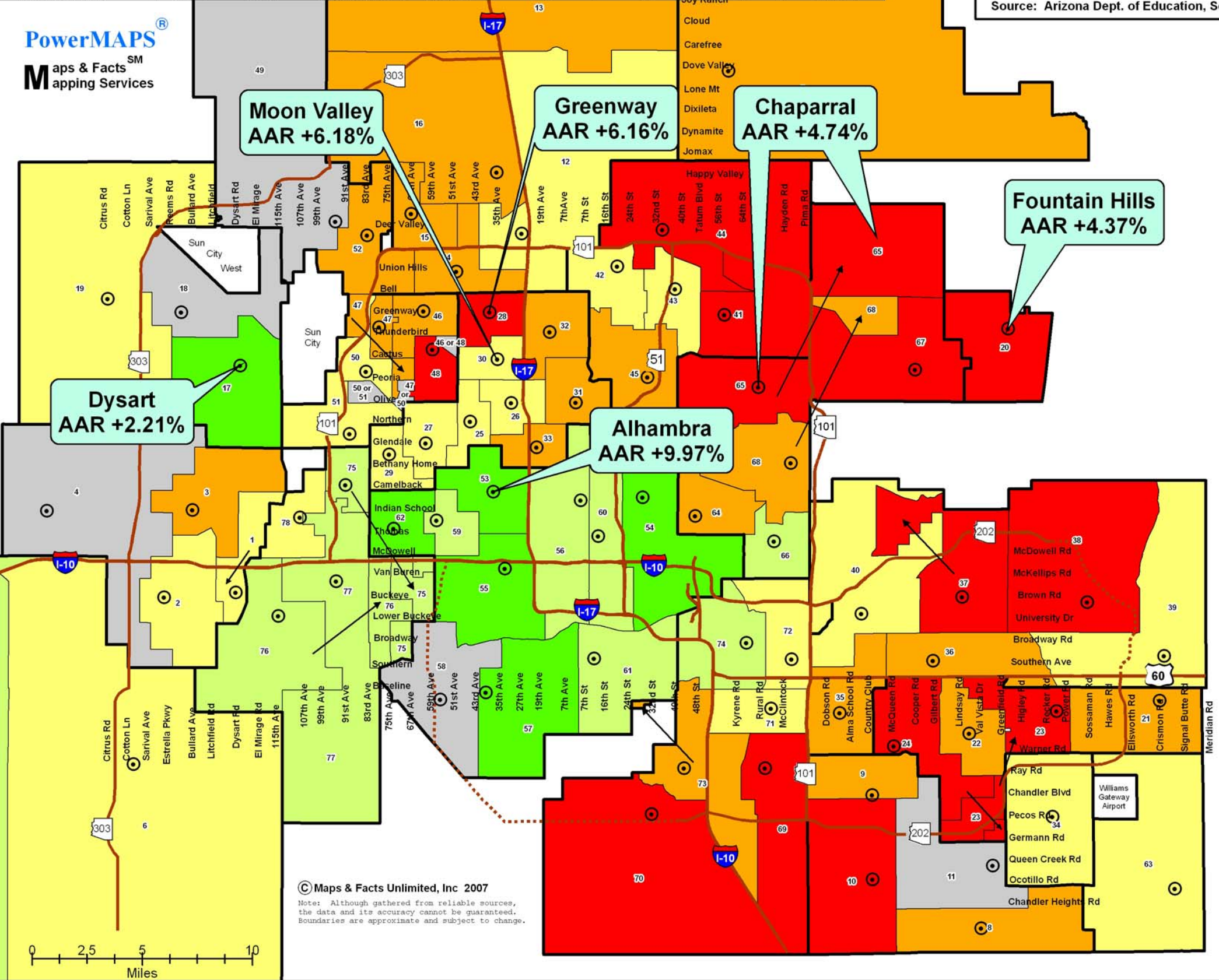
School Name	School District	2007 School Score	Median AAR (Annual Appreciation Rate)	2005 Median Sale Price	2007 Median Sale Price	Total Sales Meeting AAR Criteria	Total Sales Used Meeting AAR Criteria	Lender Involved Transactions	% Sales Used Meeting AAR Criteria
Chaparral	Scottsdale Unified	97	4.74%	\$450,000	\$491,500	130	58	31	44.62%
Fountain Hills	Fountain Hills Unified	91	4.37%	\$437,000	\$460,000	154	67	48	43.51%
Greenway	Glendale Union	91	6.16%	\$196,350	\$219,500	82	28	36	34.15%
Moon Valley	Glendale Union	78	6.18%	\$185,000	\$212,500	88	31	37	35.23%
Alhambra	Phoenix Union	57	9.97%	\$170,000	\$200,000	138	27	67	19.57%
Dysart	Dysart Unified	56	2.21%	\$199,950	\$206,950	92	28	49	30.43%

**High School Test Results - 10th Grade
Appreciation by Select High School District
Paired Sales Jan. 2005 thru Nov. 2007
Excluding Distressed Sales & Outliers**

Source: Arizona Dept. of Education, Security Title, The Information Market & Maps & Facts Unlimited

- 10 School
- 1 Agua Fria
- 2 Desert Edge
- 3 Millennium
- 4 Verrado
- 5 Buckeye Union
- 6 Estrella Foothills
- 7 Cactus Shadows
- 8 Basia
- 9 Chandler
- 10 Hamilton
- 11 Perry
- 12 Goldwater
- 13 Boulder Creek
- 14 Deer Valley
- 15 Mountain Ridge
- 16 Sandra Day O'Connor
- 17 Dysart
- 18 Valley Vista
- 19 Willow Canyon
- 20 Fountain Hills
- 21 Desert Ridge
- 22 Gilbert
- 23 Highland
- 24 Mesquite
- 25 Apollo
- 26 Carter
- 27 Glendale
- 28 Greenway
- 29 Independence
- 30 Moon Valley
- 31 Burnside
- 32 Thunderbird
- 33 Washington
- 34 Higley
- 35 Dobson
- 36 Mesa
- 37 Mountain View
- 38 Red Mountain
- 39 Skyline
- 40 Westwood
- 41 Horizon
- 42 North Canyon
- 43 Paradise Valley
- 44 Pinacle
- 45 Shadow Mountain
- 46 Cactus
- 47 Centennial
- 48 Ironwood
- 49 Liberty
- 50 Peoria
- 51 Raymond S. Kalla
- 52 Sunrise Mountain
- 53 Alhambra
- 54 Camelback
- 55 Carl Hayden
- 56 Central
- 57 Cesar Chavez
- 58 Faintes
- 59 Maryvale
- 60 North
- 61 South Mountain
- 62 Theodor Browne
- 63 Queen Creek
- 64 Anasazi
- 65 Chaparral
- 66 Coronado
- 67 Desert Mountain
- 68 Saguaro
- 69 Corona Del Sol
- 70 Desert Vista
- 71 Marcos De Niza
- 72 McClintock
- 73 Mountain Pointe
- 74 Tempe
- 75 Copper Canyon
- 76 La Jolla
- 77 Tolleson Union
- 78 Westview

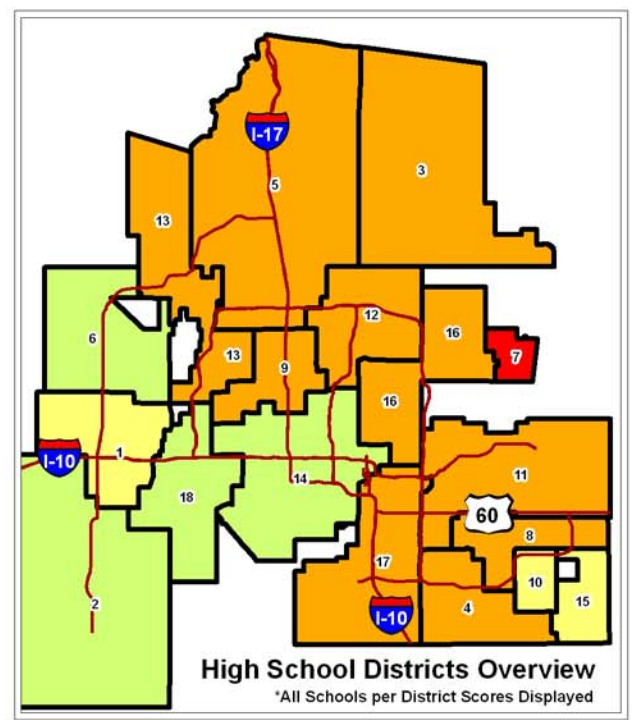
PowerMAPS®
Maps & Facts SM
Mapping Services



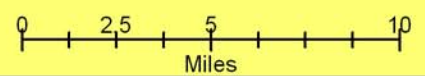
Percent of Students Meeting or Exceeding Standard

- 90 - 97
- 80 - 89
- 70 - 79
- 60 - 69
- 50 - 59
- Less than 50

School Location
 Optional School Boundary Areas or New High School



© Maps & Facts Unlimited, Inc 2007
Note: Although gathered from reliable sources, the data and its accuracy cannot be guaranteed. Boundaries are approximate and subject to change.



March 2008 – Map of the Month
Not all House Prices have Declined!

Press reports claiming that median house prices have declined 20% are misleading. By definition, there are as many sales above the median as below. Maps & Facts has screened over 10,000 paired sales from January 1, 2005 through November 2007 in six (6) high school attendance boundary areas. As seen, excluding distressed sales, short sales, foreclosures, etc. house prices have actually increased since January 2005. (Time on market has increased!)

www.paulgjohnson.com
www.mapsandfacts.com